

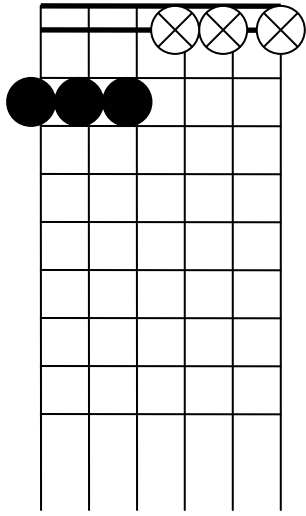
10 accords pour débuter en DADGAD

Diagram illustrating 10 chords for beginning DADGAD guitar tuning. Each chord is shown on a 6-string guitar fretboard grid with finger positions indicated by black dots and muted strings by 'X' marks.

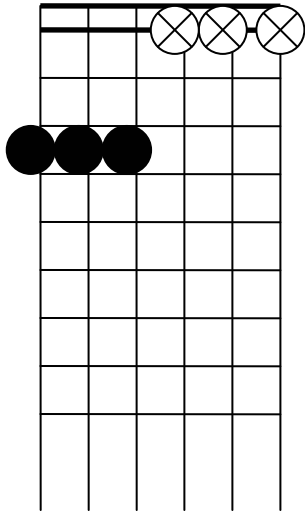
The chords are:

- C**: Muted strings 1 and 6. Fingers on strings 2, 3, and 4 at frets 1, 2, and 3 respectively.
- D**: Fingers on strings 2, 3, and 4 at frets 2, 3, and 2 respectively.
- D**: Finger on string 4 at fret 2.
- A**: Muted strings 1 and 6. Fingers on strings 2 and 3 at fret 2.
- G**: Muted strings 1 and 6. Fingers on strings 2, 3, and 4 at frets 3, 2, and 3 respectively.
- F**: Muted strings 1 and 6. Fingers on strings 2, 3, and 4 at frets 1, 1, and 2 respectively.
- B b**: Muted strings 1 and 6. Fingers on strings 2, 3, and 4 at frets 2, 2, and 2 respectively.
- B**: Muted strings 1 and 6. Fingers on strings 2, 3, and 4 at frets 2, 3, and 2 respectively.

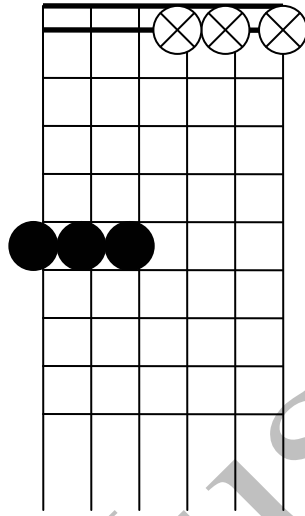
E en barré



F en barré



G en barré



Breizh Music